


Boone County Extension Homemakers

Heritage Skills Past to Present



Workshop Classes

as well as

Vendor Demonstrations and
Make-It/Take-It Projects

Saturday, March 29, 2008

9 a.m. to 4 p.m.

Doors open to the public at 9 a.m.


Vendor Booths open throughout the day

Class registration check-in begins at 8:30 a.m.

Food will be available for purchase from 10:30 to 1:00.

Lots of Demos along with Make It and Take It's at vendor booths

Boone County 4-H Fairgrounds
Community Building
1300 East 100 South
Lebanon, In 46052-9697



Purdue University, Indiana Counties
and U.S. Department of Agriculture Cooperating
An Affirmative Action/Equal Opportunity Institution

Class Descriptions

Registration and payment for classes is required by March 14, 2008. So sign up early! If the minimum class number is not met, the class will be cancelled and participants notified.



9 a.m. to 12 noon classes

"Rug Hooking Pattern for Pillow or Trivet" - Lori Cravens

Cost \$40 includes pattern on linen, cut wool and instructions.

In this class you will hook an 8 x 8 pattern that has been prepared for easy finishing. You may choose from a flower or geometric design. Your pattern will come with the side fabric (wool) sewn into place and we will discuss an easy finishing technique to make your piece into a pillow or trivet.

Need to bring: frame or hoop, scissors, and hook. If you are a beginner and need supplies, contact teacher prior to class.

Min 5/Max 20

"Quilt Mini Lone-Star Wall hanging" - Terri Gunn

Cost \$30.00 includes 4 fabrics for the star, a background, a border fabric and the fusible interfacing. The Lone Star is one of the most well known quilting patterns. After using the "Quilt Smart" techniques, you will think it is one of the easiest quilts to make. You will cut rectangles not diamonds.

Need to bring: sewing machine, rotary cutting equipment (cutter, mat, ruler) iron, mutual colored thread (light grey or cream) seam ripper and scissors

Min 5/Max 20

"Rosemaling on Unfinished Wood Products" - Jan Boettcher

Cost \$25.00 includes all supplies

Learn the art of Rosemaling, which is a Norwegian Folk Art. Rosemaling is done traditionally on wood pieces.

No supplies to bring

Min 5/Max 20

"Wool Drying Basket"- Peggy Boyd

Cost \$25 includes everything to make a wool drying basket

Learn to make this open bottom, square basket with feet to allow air flow. It is a very useful basket for other things as well.

Need to Bring: towel, scissors, bucket, screwdriver, and tape measure.

Min 3 /Max 12

9 am to 12 pm classes continued:

"Felted Pottery Bowl" - Patti Hodges and Nancy Talley

Cost \$25 includes materials for an adorable pottery bowl or a pink flowered pottery bowl, starting with a variety of colored roving and several types of embellishments.

This class is good for the beginner wet felt or for anyone wanting to learn about using a resist.

Nothing to bring

Min 8/Max 16

"Star Struck Shirt Workshop" - Ruth Ann Fennell

Cost \$10 per student includes pattern only. Bring your own fabric of coordinating 8 fat quarters (include on solid for stars) or Cost \$24.95 includes pattern and 8 fat quarters in red, black or indigo) Purchase a shirt of your choice with no yoke and no side seams. Shirt must be twill, cotton or denim fabric. Creative decorative machine stitching embellishments shirt collar and cuffs.

Need to bring: Shirt, thread to match, rayon machine embroidery thread for collar & cuff stitching, wax paper, basic sewing supply kit, straight pins & safety pins, seam ripper & scissors, ruler, sewing machine, sewing machine needle size 14 or size 14 (90) quilting needle, notebook, pencil, marker or pen.



1 p.m. to 4 p.m. Classes

"Sew a Cute Cell Phone Case" - Terri Gunn

Cost \$5 includes pattern, Velcro for closure and cord for handle

Learn how to sew a cute and easy cell phone case for your purse or pocket.

Need to bring: sewing machine, iron, scissors $\frac{1}{4}$ yd of fabric of same color/design if you want same pattern inside and out or $\frac{1}{4}$ yd each of two different colors or patterns. Min 3/Max 10

"Needle felting Hat" - Carol Haughton

Cost \$40 includes fiber to make a hat using teacher's forms + tools

Learn to make a hat out of Alpaca fiber on a foam form with felting needles (dry method) can wear your hat home. No experience needed

Nothing to bring

Min 3/Max 10

"Card Making & Gift Items" - Kristin Donnelly-Miller

Cost \$5 includes all supplies need to make handmade cards, gift bags, gift cards

This is an easy and fun "Stampin-Up" class for all ages and levels.

Nothing to bring

Min 3/Max 20

1 pm to 4pm classes continued

"Make Homemade Body Lotion" - Kimberly George

Cost \$5 includes all supplies for learning to make your own fragrant body lotion.

This is yet another fun and easy class to do learning to make your own body lotion.

Nothing to Bring

Min 3/Max 20

"Smocked Cuff Socks" - Scheryl Gaylor

Cost \$20 kit includes all supplies need to make these cute little girls smocked cuff socks.

Learn to do the wave smocking stitch on the cuff of a little girl's eyelet trimmed pair of socks.

This is one of the basic stitches in smocking.

Need to bring: scissors

Min 1/Max 15

"Decorating Gourds" - Karen Niemeyer

Cost \$15 which includes all supplies needed

Learn proper technique in cleaning the interior of a gourd then decorating the exterior of a gourd bowl that holds approximately 6 cups.

Nothing to bring

Min 3/Max 20



The numbers at the end of each description of the class are the minimum/ maximum number for each class.

If the minimum is not met, the class may be cancelled. That determination will be done after March 14, 2008.

You will be contacted if your class is cancelled.

If any questions about classes,

E-mail ljmerrill@gmail.com

or contact Lori Merrill at 317.379.3234



Heritage Skills Past to Present Registration Form

Deadline by March 14, 2008

Please print clearly so information can be read easily

Name _____

Address _____

City _____ St/Zip _____

Phone (Include Area Code) _____

E-Mail _____

Below check one in each time period.

9 a.m. to 12 noon Classes

Cost

- | | |
|---|-----------------|
| <input type="checkbox"/> "Rug Hooking Pattern for Pillow or Trivet" | \$40 |
| <input type="checkbox"/> "Quilt Mini Lone-Star Wall Hanging" | \$30 |
| <input type="checkbox"/> "Rosemaling-painting on Wood Products" | \$25 |
| <input type="checkbox"/> "Wool Drying Basket" | \$25 |
| <input type="checkbox"/> "Felted Pottery Bowl" | \$25 |
| <input type="checkbox"/> "Star Struck Shirt" | \$10 or \$24.95 |

1 p.m. to 4 p.m. Classes

Cost

- | | |
|--|------|
| <input type="checkbox"/> "Sew a Cute Cell Phone Case" | \$5 |
| <input type="checkbox"/> "Needle Felting Hat" | \$40 |
| <input type="checkbox"/> "Card Making & Gift Items" | \$5 |
| <input type="checkbox"/> "Make Homemade Body Lotion" | \$5 |
| <input type="checkbox"/> "Smocked Cuff Socks" | \$20 |
| <input type="checkbox"/> "Decorating Gourd Bowls" | \$15 |
| <input type="checkbox"/> "Painting on Small China Plate" | \$10 |

Total Cost of your selected classes \$ _____

Make checks payable to Boone County Extension Homemakers

(Please no cash through the mail)

Mail to: Heritage Skills Past to Present, Boone County Extension,
1300 East 100 South, Lebanon, IN 46052-9697



Heritage Skills Vendors

(Vendors will continue to be added as room space allows)

Check back often for additions

A Tisket A Tasket Basket Shop

Breezy Manor Farm

Creative Memories

Creekside Inspirations

Debra J. Woodings - Beads

Fennell Artworks

Fiber Antics

Frontier Fiber Farm

Impressive-Pages

Lynnaea Arts

Mid-Indiana Alpaca Farm

Quilt Quarters - Bernina Sewing Machines


Stampin-Up!

Sweet Smocking Shoppe

Turn of the Century Wood Products and Rosemaling by Jan

These vendors will be set up in the community building.

Many will be offering demonstrations and Make-It-Take-It projects at their booths through out the day.



Direction to the Boone County Fairgrounds
located in Lebanon

